

Retrofit to Lars Thrane LT-3100S The One Truly Global GMDSS Solution



LARS
Thrane
communication systems

The system serves as the seamless primary satellite communication tool on vessels through a single, compact terminal, addressing basic connectivity needs between ship and shore (vice versa), while also meeting diverse communication needs with competitive airtime rates.

Why Retrofit to Iridium LT-3100S GMDSS?

Solutions	Channels							Coverage
INMARSAT-C	Telex	Email	SSAS	LRIT				Sea Area (A1+A2+A3)
IRIDIUM LT-3100S GMDSS	Telex	Email	SSAS	LRIT	SMS	Voice Call	Data	Sea Area (A1+A2+A3+A4)

FEATURES

Installation Wizard



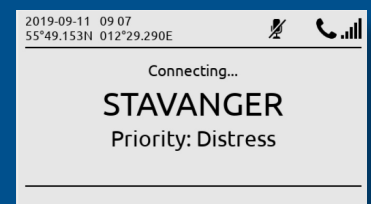
The **Installation Wizard** aids easy setup. This tool guides users through initial configuration and activation on the Iridium GMDSS Gateway (IGS).

Activating Distress



Activate **Distress Alert** on the product by pressing the DISTRESS button. This triggers an immediate transmission of a Distress Alert message to the IGS, subsequently forwarded to the RCC.

Distress Call



Supports both **Safety Voice** (priority) and standard Voice (non-priority). Users can configure the terminal to auto-initiate a Safety Voice call (priority: Distress) to RCC when Distress button is activated.

- All-in-One Terminal for Distress Alert, Safety Voice, and MSI
- Truly Global Coverage, even in High-Latitude Regions and Sea Area A4
- Recognized by the IMO and SOLAS Convention
- Support for Voice, SMS, Data, Vessel Tracking, and Other Standard Iridium® Services
- Includes Control Unit, Handset, and Antenna Unit*
- BAM & ECDIS Interface

*A coaxial cable up to a length of 500m can be used for connection to the Control Unit



HOSTMOST GROUP is the distributor of LT-3100S

Retrofit to Lars Thrane LT-3100S

The One Truly Global GMDSS Solution

HOSTMOST
SINCE 1989



Interface Unit

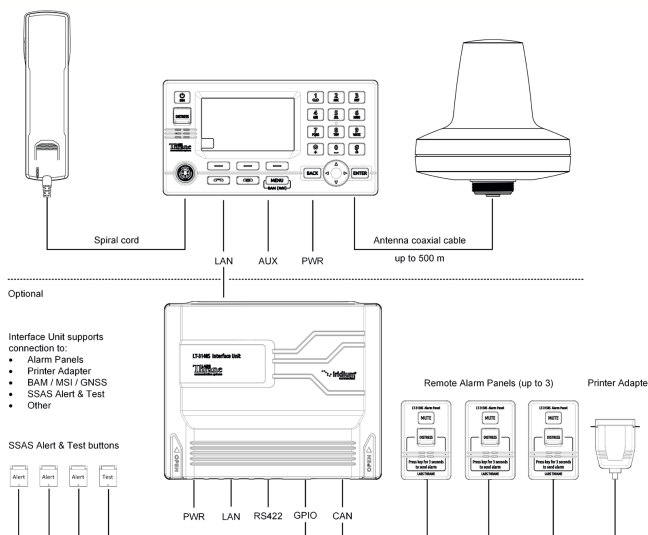
The standard LT-3100S GMDSS terminal comes with a control unit & bracket mount, handset & cradle, antenna unit & power cable and fulfills all GMDSS basic requirements. Additional services like SSAS, GMDSS Alarm Panels and printer, will require the LT-3140S Interface Unit.



LT-3140S Interface Unit supports:

- 3 x LT-3150S Alarm Panel
- 1 x LT-3160S Printer Adapter
- 3 x SSAS Alert button (red)
- 1 x SSAS Test button (green)
- 2 x RS-422 (BAM / MSI / GNSS)
- 4 x Ethernet (LT-3110S CU, PC, future use)

System Configuration



LARS
Thrane
communication systems

iridium
connected

HOSTMOST GROUP is the distributor of LT-3100S

SPECIFICATIONS

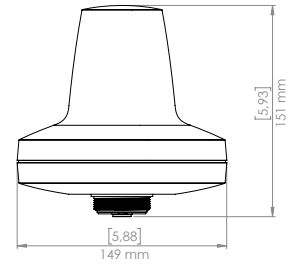
LT-3100S GMDSS SYSTEM



Certification & standards Maritime CE, FCC, ISED, RCM, RED, MED (Wheel Mark), RoHS 2, Iridium®

LT-3110S Control Unit

Weight 0.67 kg (1.48 lbs)
 Temperature, operational -15°C to +55°C (+5°F to +131°F)
 IP rating, dust and water IP32
 Interfaces Ethernet, auxiliary, DC input, chassis ground, Antenna Unit (N conn.), Handset, SIM card
 Input voltage 12-24 VDC (2.2-1.7 A)

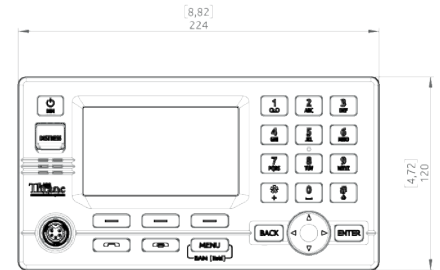
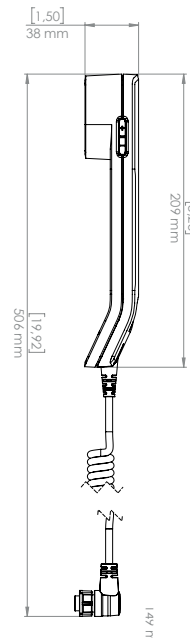


LT-3120 Handset

Weight 0.30 kg (0.66 lbs)
 Temperature, operational -15°C to +55°C (+5°F to +131°F)
 IP rating, dust and water IP32

LT-3130 Antenna Unit

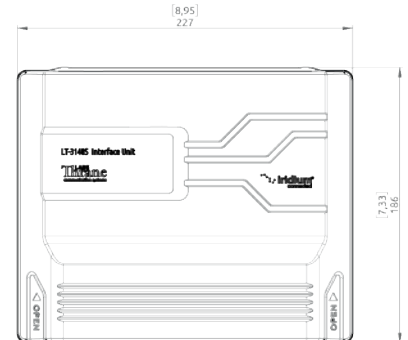
Weight 0.72 kg (1.59 lbs)
 Temperature, operational -40°C to +55°C (-40°F to +131°F)
 IP rating, dust and water IP67
 Interfaces Control Unit (N conn.)



Antenna communication cable Coaxial cable, up to 500 m (1500 ft)

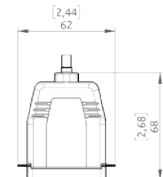

LT-3140S Interface Unit

Weight 0.71 kg (1.57 lbs)
 Temperature, operational -15°C to +55°C (+5°F to +131°F)
 IP rating, dust and water IP20
 Interfaces 4 x Ethernet, 2 x RS-422, 4 x GPIO, 4 x CAN, DC input, chassis ground
 Input voltage 12-24 VDC (0.7-0.4 A)



LT-3150S Alarm Panel

Weight (incl. 25m cable) 0.07 kg (0.15 lbs) / 1.29 (2.84 lbs)
 Temperature, operational -15°C to +55°C (+5°F to +131°F)
 IP rating, dust and water IP30
 Interface CAN



Warranty 2 year
 Maintenance None

IN THE BOX

LT-3110S Control Unit	P/N 51-101812
LT-3120 Handset	P/N 51-100988
LT-3121 Cradle	P/N 51-101181
LT-3130 Antenna Unit	P/N 51-100989
Bracket Mount, Control Unit	P/N 91-100771
Power Cable, 3m	P/N 91-102118
User & Installation Manual	P/N 95-102251

ACCESSORIES

LT-3140S Interface Unit	P/N 51-101814
LT-3150S Alarm Panel	P/N 51-101815
LT-3160S Printer Adapter	P/N 51-101816
Flush Mount, Control Unit	P/N 91-100772
Pole Mount (1.5" pipe, Ø38.8mm), Antenna Unit	P/N 91-100774
Pole Mount (2.0" pipe, Ø53.0mm), Antenna Unit	P/N 91-102550
Aux Cable, 3m	P/N 91-100768

Coaxial Cable Ø10.3mm (up to 500m)